



Enclosures & Cabinets for Special Requirements  
comercial@delvalle.es | www.delvallebox.com

# OUTDOOR ENCLOSURES IN DESERT AREAS

## DESERT SERIES IP66

WATERPROOF AND AUTO-REFRIGERATED



MECHANICAL PARTS  
GUARANTEE





## WE PUT AT YOUR DISPOSAL

We offer over **45 years** providing solutions to demanding customers who require very specific characteristics and behaviour according to the sector and their needs.

## WHEREVER YOU GO

We are committed to working closely with our customers, providing them with **exceptional service** and offering an advanced and extensive range of products with very competitive prices.

## HIGH STANDARD OF QUALITY AND SERVICES

We only use materials provided by companies who offer the very **highest quality**, suitable and certified products. Our success is due to top quality assurance: ISO 9001, SGS, UL, TÜV, ISO 14000 and Ohsas 18001.

## CUSTOMIZE TOTALLY YOUR ENCLOSURE

Our production systems can give custom-made solutions **on demand**. Every colour from RAL chart is available to be personalized. A variety of protection standards thanks to our own painting facilities.

## CONTACT US

Confidentiality, reliability & quality

www.delvallebox.com  
comercial@delvalle.es  
+34 945 601 381

ALSO ONLINE

Please contact our **technical sales department**.

A team of professionals with high experience and ability to solve all your queries.





Examples



**Waterproof and Auto-Refrigerated.**  
**Protect from the Solar Rays**  
**the Enclosure Inside without**  
**Increasing the Temperature**

Desert enclosure has been designed to outdoor in desert areas, and/or when we need a protection inside enclosure against solar rays of this way, we reduce the inside temperature of the cabinet up to 50%.

The Desert enclosure reduces by up to 90% of direct solar radiation, lengthening and protecting the lifetime of your electronics components.

Doesn't require refrigeration, reducing the power consumption, reducing the maintenance of equipment and diminish considerably the operator's repair and spare parts costs.

Besides, its innovative design enables obtained a natural airflow in all surfaces of enclosure without additional fans.

➔ [FOR MORE INFORMATION CLICK HERE](#)



## APPLICATIONS

Specially designed for outdoor desert areas with high incidence of solar light.

- Desert zones.
- Railway lines.
- Harbor areas
- Agricultural areas.

## TECHNICAL FEATURES

Robust enclosure manufactured in galvanized Steel painted in 7035 or AISI304L.

Manufactured in monobloc gives 100% sealing and maximum corrosive resistance. Suitable for harsh environments.

Designed with sunshades in all surfaces to avoid the direct solar radiation.



## ADVANTAGES

- Suitable for desert areas or areas with high solar radiation.
- Protected against dust, sand and inclement weather.
- Doesn't require refrigeration nor ventilation.
- Reduces by up to 90% of direct solar radiation
- Waterproof IP66, inside is protected of dust, rain, etc.
- Free maintenance.

## OPTIONS

- Option sun reflective treatment coating "Sunterm" for outdoor electrical enclosures.
- Possibility of two doors.
- Three materials:
  - Galvanized Steel painted in RAL 7035.
  - In AISI304 or AISI316L for aggressive environments.
  - Aluminum in enclosures needs more internal cooling.
- Wide range of accessories, plinth, Wall supports, roofs, etc.
- Custom made based on your needs.
- Door stopper.
- Safety lock, with key, etc.
- Thermal studies are carried out on request.

# OUTDOOR ENCLOSURES IN DESERT AREAS **DESERT SERIES** IP66

## DESERT LUXOR DESIGNS



**DESIGN IP66**  
Single door enclosure.



**DESIGN IP66**  
Double door design with upright.



**DESIGN IP55**  
Double door design without upright.



**DELVALLE  
DEVELOPS ALL  
DIFFERENT KINDS  
OF MODELS TO  
COVER NEEDS**



## DESERT TRIBECA DESIGNS



**DESIGN IP66**  
Single door enclosure.



**DESIGN IP66**  
Double door design with upright.



**DESIGN IP55**  
Double door design without upright.



DELVALLE  
DEVELOPS ALL  
DIFFERENT KINDS  
OF MODELS TO  
COVER NEEDS

## REGULATIONS

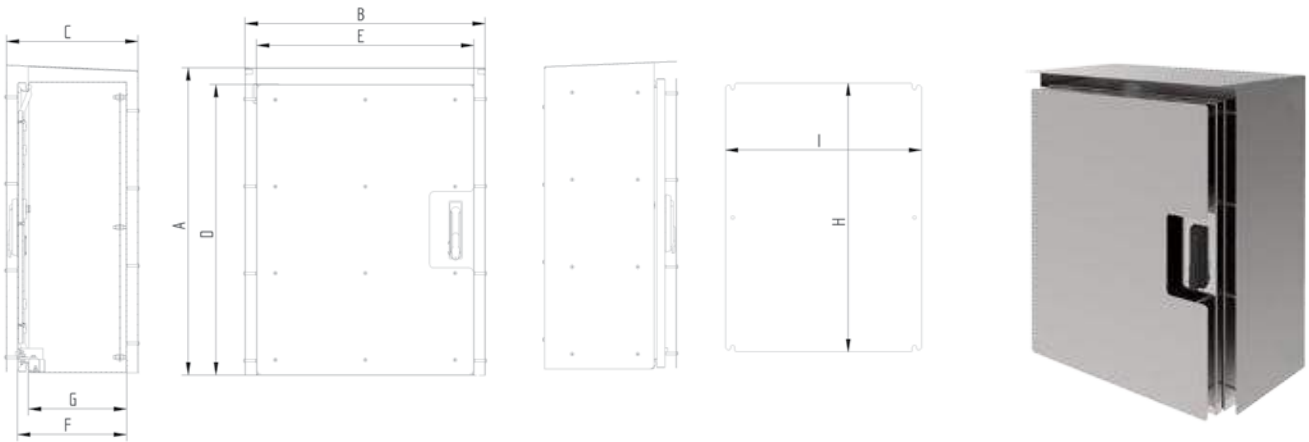
- IP66, Norm IEC 60529-2004
- IK10, Norm IEC 62262-2002
- En 61969-3 Mechanical Structures for Electronic Equipment – outdoor enclosure.
- IEC 60068-2-30 y IEC 60068-2-11.
- Built to CE Standards 2014/35/UE.
- UL approval. N°File E342220.
- Shock resistant against sharp objects EN 60439-5.
- Maximum voltage 1000 V.
- Temperatur resistant: -40°C +100°C (short time +160°C).
- Fixing equipment DIN 41494 and IEC 297 to 19-inch rack.
- Fixing equipment IEC 917 (to ETSI or Metric 515m/m).
- Electromagnetic compatibility EMC and RFI (IP55).
- Electromagnetic protection IEC TS 61587-3. (IP55).

# OUTDOOR ENCLOSURES IN DESERT AREAS **DESERT SERIES** IP66

## ONE DOOR DESERT LUXOR

### PLAN

➔ [CLICK HERE TO DOWNLOAD THE FILES CAD - PLANS - CERTIFICATES](#)

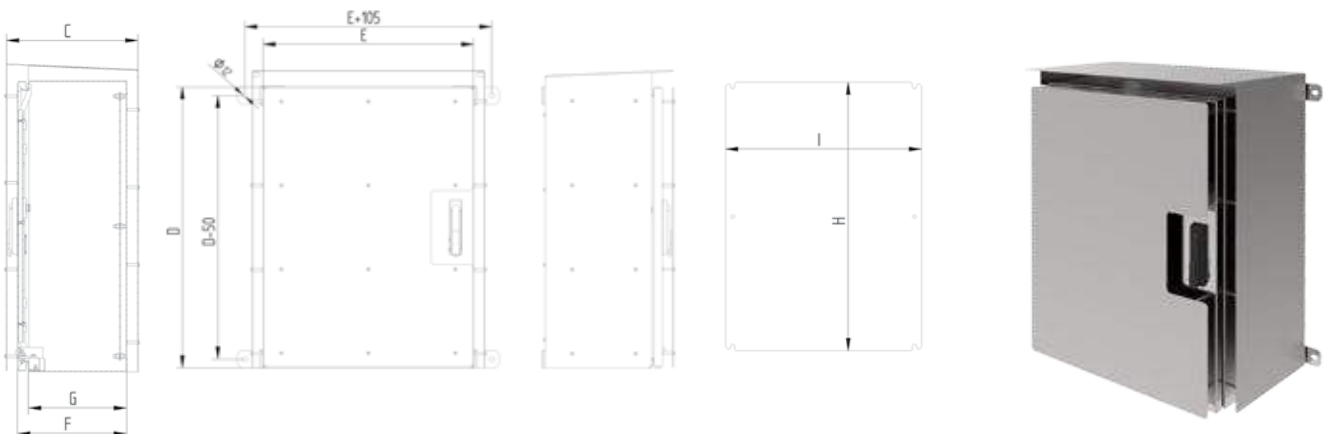


### REFERENCES

REFERENCE	DIMENSIONS (mm) OUTDOOR ENCLOSURES DESERT LUXOR IP66								
ONE DOOR DESERT LUXOR	HEIGHT -A-	WIDTH -B-	DEPTH -C-	INSIDE HEIGHT -D-	INSIDE WIDTH -E-	INSIDE DEPTH -F-	ACCESS	INSIDE USEFUL DEPTH -G-	PLAQUE MEASUREMENT -HxI-
MVAB645627SOL	645	563	273	600	500	210	560x453	180	565x445
MVAB646627SOL	645	663	273	600	600	210	560x553	180	565x545
MVAB846636SOL	845	663	363	800	600	300	760x553	270	765x545
MVAB848636SOL	845	863	363	800	800	300	760x753	270	765x745
MVAB108636SOL	1045	863	363	1000	800	300	960x753	270	965x745
MVAB128636SOL	1245	863	363	1200	800	300	1160x753	270	1165x745
MVAB101036SOL	1045	1063	363	1000	1000	300	960x953	270	965x945
MVAB121036SOL	1245	1063	363	1200	1000	300	1160x953	270	1165x945
MVAB121236SOL	1245	1263	363	1200	1200	300	1160x1153	270	1165x1145
MVAB101236SOL	1045	1263	363	1000	1200	300	960x1153	270	965x1145

### PLAN WITH WALL MOUNTING BRACKETS

➔ [CLICK HERE TO DOWNLOAD THE FILES CAD - PLANS - CERTIFICATES](#)



## TWO DOORS DESERT LUXOR



DESIGN IP55

CUSTOM  
TO MEASURE

**5**  
YEARS

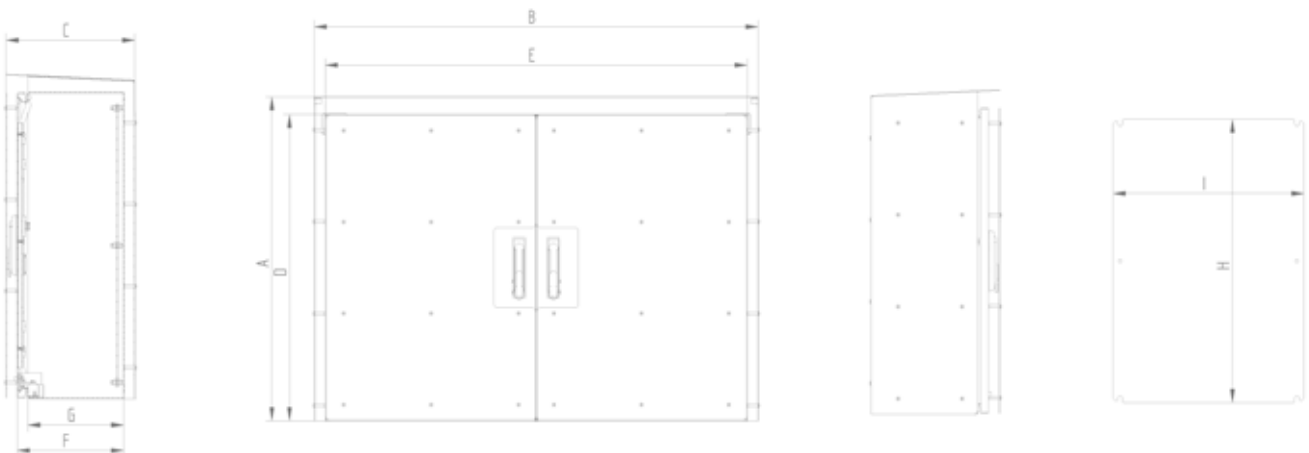
MECHANICAL PARTS  
GUARANTEE



DESIGN IP66

## PLAN

→ [CLICK HERE TO DOWNLOAD THE FILES CAD - PLANS - CERTIFICATES](#)



## REFERENCES

REFERENCE	DIMENSIONS (mm) OUTDOOR ENCLOSURES DESERT LUXOR IP66								
TWO DOORS DESERT LUXOR	HEIGHT -A-	WIDTH -B-	DEPTH -C-	INSIDE HEIGHT -D-	INSIDE WIDTH -E-	INSIDE DEPTH -F-	ACCESS	INSIDE USEFUL DEPTH -G-	*PLAQUES MEASUREMENT -HxI-
MVAB846636DSOL	845	663	363	800	600	300	746x246	270	740x240
MVAB848636DSOL	845	863	363	800	800	300	746x346	270	740x340
MVABI08636DSOL	1045	863	363	1000	800	300	946x346	270	940x340
MVABI28636DSOL	1245	863	363	1200	800	300	1146x346	270	1140x340
MVABI01036DSOL	1045	1063	363	1000	1000	300	946x446	270	940x440
MVABI21036DSOL	1245	1063	363	1200	1000	300	1146x446	270	1140x440
MVABI21236DSOL	1245	1263	363	1200	1200	300	1146x546	270	1140x540
Option: IP66	Add "66" to the reference. Ex. "MVABI21236DSOL66"								

\* Enclosure with two plaques

## ONE DOOR DESERT TRIBECA



CUSTOM  
TO MEASURE

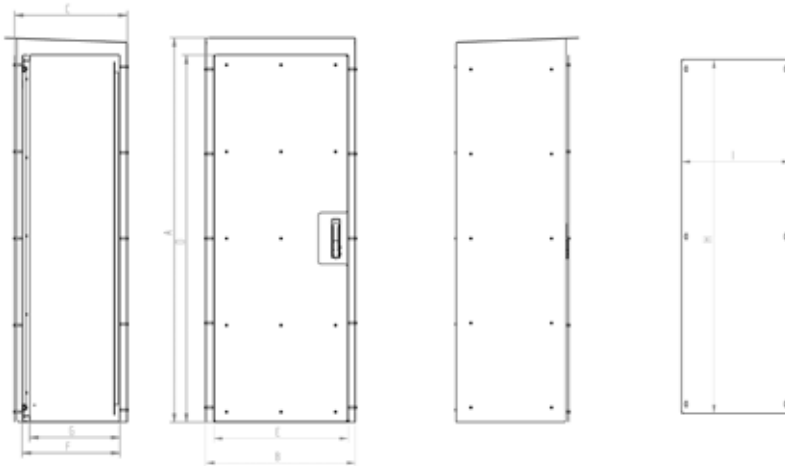
**5**  
YEARS

MECHANICAL PARTS  
GUARANTEE



## PLAN ONE DOOR

➔ [CLICK HERE TO DOWNLOAD THE FILES CAD - PLANS - CERTIFICATES](#)



## REFERENCES

REFERENCE	DIMENSIONS (mm) OUTDOOR ENCLOSURES DESERT TRIBECA IP66								
ONE DOOR DESERT TRIBECA	HEIGHT -A-	WIDTH -B-	DEPTH -C-	INSIDE HEIGHT -D-	INSIDE WIDTH -E-	INSIDE DEPTH -F-	ACCESS	INSIDE USEFUL DEPTH -G-	PLAQUE MEASUREMENT -HxI-
MVAC176646SOL	1700	663	463	1650	600	400	1540x490	375	1520x470
MVAC178646SOL	1700	863	463	1650	800	400	1540x690	375	1520x670
MVAC171046SOL	1700	1063	463	1650	1000	400	1540x890	375	1520x870
MVAC171246SOL	1700	1263	463	1650	1200	400	1540x1090	375	1520x1070
MVAC186646SOL	1850	663	463	1800	600	400	1690x490	375	1670x470
MVAC188646SOL	1850	863	463	1800	800	400	1690x690	375	1670x670
MVAC188656SOL	1850	863	563	1800	800	500	1690x690	475	1670x670
MVAC181046SOL	1850	1063	463	1800	1000	400	1690x890	375	1670x870
MVAC181056SOL	1850	1063	563	1800	1000	500	1690x890	475	1670x870
MVAC206656SOL	2050	663	563	2000	600	500	1890x490	475	1870x470
MVAC208646SOL	2050	863	463	2000	800	400	1890x690	375	1870x670
MVAC208656SOL	2050	863	563	2000	800	500	1890x690	475	1870x670
MVAC201046SOL	2050	1063	463	2000	1000	400	1890x890	375	1870x870
MVAC201056SOL	2050	1063	563	2000	1000	500	1890x890	475	1870x870

# OUTDOOR ENCLOSURES IN DESERT AREAS

# DESERT SERIES IP66

## TWO DOORS DESERT TRIBECA



DESIGN IP55

CUSTOM  
TO MEASURE

**5**  
YEARS

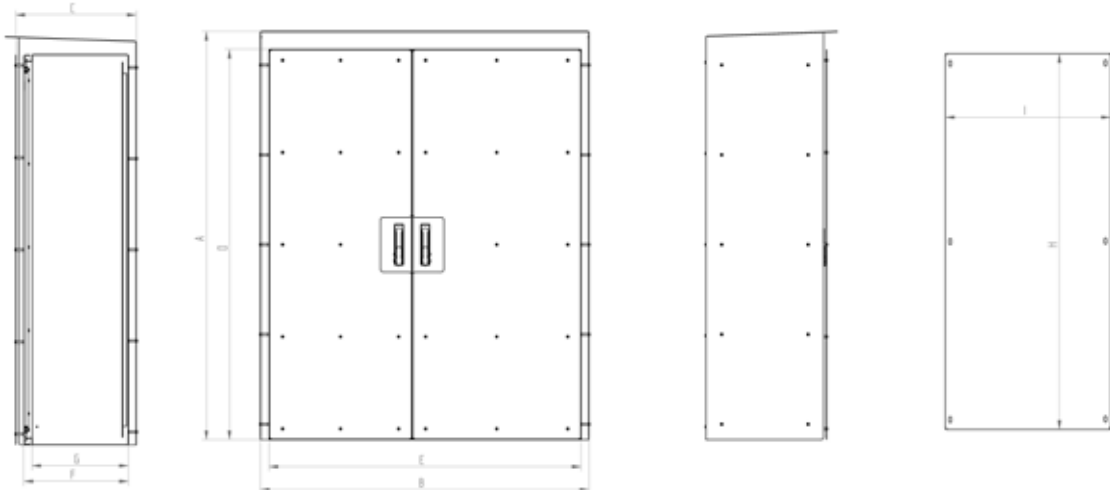
MECHANICAL PARTS  
GUARANTEE



DESIGN IP66

## PLAN TWO DOORS

➔ [CLICK HERE TO DOWNLOAD  
THE FILES CAD - PLANS - CERTIFICATES](#)



## REFERENCES

REFERENCE	DIMENSIONS (mm) OUTDOOR ENCLOSURES DESERT TRIBECA IP66								
TWO DOORS DESERT TRIBECA	HEIGHT -A-	WIDTH -B-	DEPTH -C-	INSIDE HEIGHT -D-	INSIDE WIDTH -E-	INSIDE DEPTH -F-	ACCESS	INSIDE USEFUL DEPTH -G-	*PLAQUE MEASUREMENT -HxI-
MVAC181246SOL	1850	1263	463	1800	1200	400	1690x490	375	1670x470
MVAC181256SOL	1850	1263	563	1800	1200	500	1690x490	475	1670x470
MVAC201246SOL	2050	1263	463	2000	1200	400	1890x490	375	1870x470
MVAC201256SOL	2050	1263	563	2000	1200	500	1890x490	475	1870x470
MVAC201446SOL	2050	1463	463	2000	1400	400	1890x590	375	1870x570
MVAC201456SOL	2050	1463	563	2000	1400	500	1890x590	475	1870x570
MVAC201646SOL	2050	1663	463	2000	1600	400	1890x690	375	1870x670
MVAC201656SOL	2050	1663	563	2000	1600	500	1890x690	475	1870x670
Option: IP66	Add "66" to the reference. Ex. "MVAC201656SOL66"								

\* Enclosure with two plaques



**Consult us  
without obligation**

*Confidentiality, reliability & quality*

## DELVALLE OFFERS CUSTOMIZED SOLUTIONS

[www.delvallebox.com](http://www.delvallebox.com)

[comercial@delvalle.es](mailto:comercial@delvalle.es)

+34 945 601 381

ALSO ONLINE

→ FOR MORE INFORMATION CLICK HERE

STAINLESS STEEL  
INDUSTRIAL ENCLOSURES



OUTDOOR HEAVY DUTY  
ELECTRICAL ENCLOSURES



OUTDOOR TELECOM 19  
RACKS & CABINETS



GALVANIZED STEEL  
ELECTRICAL ENCLOSURES



HYGIENIC DESIGN ENCLOSURES



ALUMINIUM ELECTRICAL  
ENCLOSURES



Phone +34 945 601 381  
[comercial@delvalle.es](mailto:comercial@delvalle.es) | [www.delvallebox.com](http://www.delvallebox.com)



# Consult us without obligation

*Confidentiality, reliability & quality*

## DELVALLE OFFERS CUSTOMIZED SOLUTIONS

www.delvallebox.com  
comercial@delvalle.es  
+34 945 601 381  
ALSO ONLINE

➔ FOR MORE INFORMATION CLICK HERE

WATERPROOF SHEET STEEL ELECTRICAL ENCLOSURES



CLIMATE CONTROL COOLING FOR ELECTRICAL ENCLOSURES



NEMA ELECTRICAL ENCLOSURE TYPE 1-3R-4X-12



MODULAR DISTRIBUTION ENCLOSURES



EMC ELECTRICAL ENCLOSURES SOLUTIONS




CABLE GLANDS & ENTRY SEALS FOR CABINETS





Enclosures & Cabinets for Special Requirements



Paso del Prao, 6. 01320 Oyón (Álava). Spain

Phone. +34 945 601 381

[www.delvallebox.com](http://www.delvallebox.com) - [contacto@delvalle.es](mailto:contacto@delvalle.es)

**Contact us, we will be available at any time**

